



SEEING STARS *Quilt-Along*

Quilt along with the **HANDI QUILTER STUDIO EDUCATORS** as they make the Seeing Stars quilt, designed by Kristin McDonogh.

At the end of the each month, join them when they showcase tips and tricks to help you complete the assignment for the following month.



Martingale
Create with Confidence

Schedule

March: Choose your fabric + cut out the pattern

April: Piece the blocks

May: Put together the quilt top
+ prepare the backing

June: Quilting

July: Bind the quilt

July 25: Reveal the finished quilts!



Remember to use #handiquilterqal & tag @handiquilter for a chance to have your post featured on a HQ Live episode.

Purchase the pattern at handiquilter.com/product/quilt-top-pattern-seeing-stars/ and join the QAL at any time.



Handi Quilter


www.HandiQuilter.com • 1-877-MY-QUILT (697-8458)

SEEING STARS


Quilting Hack






OPTION 1 - Alternative quilt size and cutting

SIZE: 54" x 72"



OPTION 2 - Original quilt size with alternative cutting for middle area of large square




-  **LARGE SQUARES**
(6) 13 1/4" Squares
-  **MEDIUM TRIANGLES**
(12) 9 7/8" Squares - cut diagonally for a total of 24 triangles
-  **DARK SMALL TRIANGLES**
(36) 3 7/8" Squares - cut diagonally for a total of 72 triangles
-  **DARK/SMALL (PINWHEEL) TRIANGLES**
(12) 3 7/8" Squares - cut diagonally for a total of 24 triangles
-  **LIGHT SMALL TRIANGLES**
(168) 3 7/8" Squares - cut diagonal for a total of 336 triangles



HandiQuilter

SEEING STARS

Coloring Page




Handi Quilter

www.HandiQuilter.com • 1-877-MY-QUILT (697-8458)

SEEING STARS

Coloring Page 2



Handi Quilter

www.HandiQuilter.com • 1-877-MY-QUILT (697-8458)